



EXOLIGHT

Boosting laser results with exosomes

The synergy between DEKA laser
technology and cosmesis

DEKA
Innate Ability

Discover the Exolight Series

DEKA presents the Exolight series, the latest innovation in regenerative aesthetics that harnesses the power of Exosomes. Crafted in highly specialized laboratories, this advanced line of cosmetics is defined by its traceability, purity, and power. This series sets a new benchmark in aesthetic treatments, available exclusively in boosting combination with DEKA Lasers and Energy Based Devices.



Use of Exosomes in Aesthetic Medicine and Dermatology

Exosomes are small extracellular vesicles, ranging in size from 30 to 150 nanometers, released by almost all cell types. Cosmetic DEKA Exosomes are derived from milk and are supplied in sterile vials.

These vesicles play a crucial role in intercellular communication, transferring protein, lipids, and nucleic acids between cells. In recent years, research on exosomes has highlighted their great potential in various fields of medicine, including aesthetic medicine and dermatology.

Mechanisms of Action of DEKA Exosomes

They contain a variety of bioactive molecules which can influence the function of recipient cells. Exosomes primarily act through:

1

Modulation of Cellular Communication:

Exosomes facilitate communication between cells, regulating processes such as proliferation, differentiation, and inflammatory response.

2

Tissue Regeneration:

Molecules contained in exosomes can promote tissue regeneration by stimulating collagen synthesis and tissue repair.

3


Immunomodulation:

Exosomes can modulate the immune response, reducing inflammation and promoting a pro-regenerative environment.



Applications in combination with DEKA Lasers and Energy Based Devices:

Our Exosomes are used to improve skin appearance and help to reduce signs of aging. Major applications include:



Anti-Aging Treatments:

Specific Exosomes improve skin elasticity. They help to stimulate collagen and elastin production, enhancing skin texture and brightness. Skin appearance becomes more beautiful after the laser action. Exosomes boost the laser action and help in lightening the skin.



Reduction of post procedure inflammation effects:

Exosomes have great lenitive properties and even help to provide reduced downtime.



Pigmentation Improvement:

Exosomes can be used to treat hyperpigmentation and skin discoloration by helping to modulate melanocyte activity and reducing melanin production.

EXOLIGHT C

Specific for Laser Collagen Stimulation Procedures
(Revitalising Formulation)



EXOLIGHT M

Specific for Laser Decreasing Hyperpigmentation Procedure
(Whitening Formulation)

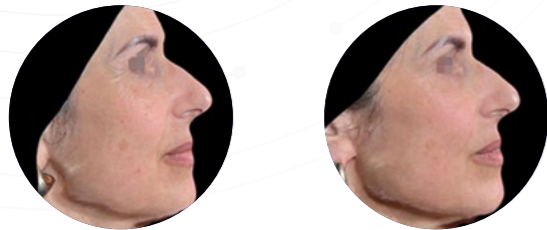


Available in packages of 5 vials each.

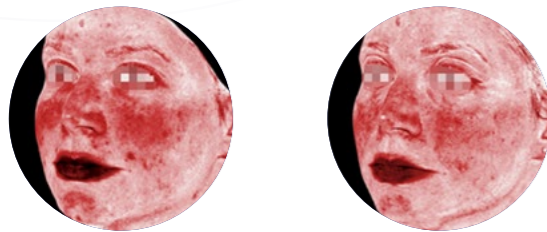
Clinical Results



Courtesy of Prof. Paolo Bonan, M.D.
Florence - Italy



Courtesy of Dr. Massimo Vitale, M.D.
Bologna - Italy



Courtesy of Dr. Massimo Vitale, M.D.
Bologna - Italy

Future Prospects and Challenges

Together with our Lasers and Energy Based devices, Exosomes represent the future in aesthetic medicine and dermatology: We have developed standardized protocols for the isolation and purification of Exosomes, ensuring quality and safety. We have optimized therapies based on these special cosmetics.

The Floor to Practitioners

"I'm a laser dermatologist operating in Florence, and I'm extremely motivated to integrate skincare with DEKA Exosomes in my laser practice. I aim at evaluating their effectiveness firsthand, particularly in enhancing patient recovery post-procedure, with CO₂ lasers, red lasers and picosecond lasers. Results are amazing, and DEKA Exosomes really boost the already extremely positive effects of certain selected coherent lights".

Paolo Bonan M. D.
Dermatologist, Italy

"After several procedures with the novel Red Touch PRO by DEKA, I started adding DEKA Exosomes to the patient's skin. This makes the skin appear less red and irritated. I do a lot of combination treatments. Some of my patients had asked what was new in the world of skincare, and I told them about certain DEKA cosmetic revolutionary Exosomes. The generated word of mouth spread around immediately, and now all patients ask to be treated with techniques which combine lasers and Exosomes. Unbelievable results, so far".

Massimo Vitale
Aesthetic Physician, Italy

"In my clinic in Buenos Aires I decided to explore innovative solutions to meet needs in the aesthetics industry and offer my patients the latest advancements represented by DEKA Exosomes, put in combination with CO₂ lasers, but also PICO and red lasers. Patients treated with the combination (laser + exosomes) experienced impressive results, not only in terms of better skin lightening and reepitelization, but also in terms of faster recovery time and reduced PIH. Exosomes play an important role in combination with lasers, their boosting action and their immediate visible effects are very appreciated features by patients who want to see laser treatment results as soon as possible".

Daniel Galimberti M. D.
Dermatologist, Argentina

DEKA EXOSOMES REPRESENT A PROMISING FRONTIER IN AESTHETIC MEDICINE AND DERMATOLOGY, OFFERING NEW OPPORTUNITIES FOR REGENERATIVE AND ANTI-INFLAMMATORY TREATMENTS. RESEARCH CONTINUES TO REVEAL THE POTENTIAL OF THESE EXTRACELLULAR VESICLES, PAVING THE WAY FOR INNOVATIVE NEW THERAPIES. AS TECHNOLOGY AND SCIENTIFIC UNDERSTANDING ADVANCE, OUR EXOSOMES WILL BECOME A FUNDAMENTAL COMPONENT OF CURRENT AND FUTURE CLINICAL PRACTICES.

DEKA
Innate Ability

Follow us on



www.dekalaser.com

Dealer stamp



**DEKA co-developed with
Lem Compounding Research Ita S.r.l.**

via Oberdan, 68
20823 Lentate sul Seveso (MB) Italy
MADE IN ITALY 